



Genba Sopanrao Moze Trust's
Genba Sopanrao Moze college of Engineering
Balewadi, Pune- 411 045.

STUDENTS FEED-BACK ANALYSIS

Department:MECH
Class:SE,TE,BE

Academic Year: 2018-19

Particulars	1	2	3	4	5	6
1	5	5	4	5	5	6
2	5	5	5	5	5	4
3	5	5	4	5	4	5
4	4	5	5	4	4	5
5	5	5	4	5	5	4
6	5	5	4	4	5	5
7	5	5	5	5	5	5
8	5	5	5	5	5	4
9	4	4	5	5	5	5
10	4	5	5	4	4	5
11	5	5	5	4	4	4
12	4	4	4	4	4	5
13	5	5	5	4	5	5
14	5	5	5	5	5	5
15	4	4	5	5	5	4
16	4	5	4	4	5	5
17	5	5	5	4	5	5
18	4	4	5	4	4	5
19	5	5	4	4	5	5
20	5	5	5	5	5	5
21	4	5	5	5	5	4
22	5	5	5	4	5	5
23	5	5	5	4	5	4
24	5	5	4	5	5	4
25	5	5	5	5	4	5
26	4	5	4	5	4	5
27	5	5	5	4	5	4
28	5	5	4	5	5	5
29	5	5	4	4	5	5
30	5	5	5	5	5	4
31	4	4	5	5	5	5
32	4	5	5	4	4	5
33	5	5	5	4	4	4
34	4	4	5	4	4	5
35	5	5	4	4	5	5
36	5	5	5	5	5	5
37	4	5	5	5	5	4
38	4	4	4	4	5	5
39	5	5	5	4	5	5
40	4	4	5	4	4	5
41	5	5	4	4	5	5
42	5	5	5	5	5	5
43	4	5	5	5	5	4
44	5	5	5	4	5	5
45	5	5	5	4	5	4
46	5	5	4	5	5	4
47	5	5	5	5	4	5
48	4	5	4	5	4	5



Particulars	1	2	3	4	5	6
49	5	5	4	5	5	5
50	5	5	4	4	5	5
51	5	5	5	5	5	5
52	5	5	5	5	5	4
53	4	4	5	4	4	5
54	4	5	5	4	4	5
55	5	5	5	4	4	4
56	4	4	4	4	4	5
57	5	5	5	5	5	5
58	5	5	5	5	5	5
59	4	4	4	4	5	4
60	4	5	5	4	5	5
61	5	5	5	4	5	5
62	4	4	4	4	4	5
63	5	5	5	5	5	5
64	5	5	5	5	5	5
65	4	5	5	4	5	4
66	5	5	5	4	5	5
67	5	5	5	4	5	4
68	4	4	4	4	4	5
69	5	5	5	5	5	5
70	5	5	5	5	5	5
71	4	5	5	4	5	4
72	5	5	5	4	5	5
73	5	5	4	5	5	4
74	5	5	5	5	4	4
75	5	5	4	5	4	5
76	4	5	5	4	4	5
77	5	5	4	5	5	4
78	5	5	4	4	5	5
79	5	5	5	5	5	5
80	5	5	5	5	5	4
81	4	4	5	4	4	5
82	4	5	5	4	4	4
83	5	5	5	4	4	5
84	5	5	5	4	4	5
85	4	4	4	4	5	5
86	5	5	5	5	5	5
87	5	5	5	5	5	5
88	4	5	5	4	5	4
89	5	5	5	4	5	5
90	5	5	5	4	5	4
91	4	4	4	4	4	4
92	5	5	5	5	5	5
93	5	5	5	5	5	5
94	4	5	5	4	5	4
95	5	5	5	4	5	5
96	5	5	4	5	5	5
97	5	5	5	5	4	4
98	5	5	5	5	5	5
99	5	5	5	5	5	5
100	4	5	5	4	5	4
101	5	5	5	4	5	5
102	5	5	4	5	5	4
103	5	5	5	5	4	5



Particulars	1	2	3	4	5	6
104	5	5	4	4	5	6
105	4	5	5	5	4	5
106	5	5	4	4	5	4
107	5	5	4	5	5	5
108	5	5	5	4	5	5
109	5	5	5	5	5	4
110	4	4	5	5	5	5
111	4	5	5	4	4	5
112	5	5	5	4	4	4
113	4	4	5	4	4	5
114	5	5	4	4	5	5
115	5	5	5	5	5	5
116	4	4	5	5	5	4
117	4	4	4	4	5	5
118	4	5	5	4	5	5
119	5	5	5	4	4	5
120	4	4	4	4	5	5
121	5	5	5	5	5	5
122	5	5	5	5	5	5
123	4	5	5	4	5	4
124	5	5	5	4	5	5
125	5	5	5	4	5	4
126	4	4	4	4	4	5
127	5	5	5	4	5	5
128	5	5	5	5	5	5
129	4	5	5	5	5	4
130	5	5	5	4	5	5
131	5	5	4	5	5	4
132	5	5	5	5	4	5
133	4	5	4	5	4	5
134	5	5	5	4	5	4
135	5	5	4	5	5	5
136	5	5	4	4	5	5
137	5	5	5	5	5	4
138	4	4	5	5	5	5
139	4	5	4	4	4	5
140	5	5	5	4	4	4
141	5	5	5	4	4	5
142	4	4	4	4	4	5
143	5	5	4	4	5	5
144	5	5	5	5	5	5
145	4	5	5	5	5	4
146	5	5	5	4	5	5
147	5	5	5	4	5	4
148	4	4	5	4	4	4
149	5	5	4	4	5	5
150	5	5	5	5	5	5
151	4	5	5	4	5	4
152	5	5	5	5	5	5
153	5	5	5	5	5	5
154	4	5	5	5	5	4
155	5	5	5	4	5	5
156	5	5	5	4	5	4
157	5	5	4	5	5	4
158	5	5	5	5	4	5
159	4	5	4	5	4	5
160	5	5	5	4	5	4
161	5	5	4	5	5	5
162	5	5	4	4	5	5



Particulars	1	2	3	4	5	6
163	5	5	5	4	5	5
164	4	4	5	5	5	5
165	4	5	5	4	4	5
166	5	5	5	4	4	4
167	4	4	4	4	4	5
168	5	5	5	4	5	5
169	5	5	5	5	5	5
170	4	4	4	5	5	4
171	4	5	5	4	5	5
172	5	5	5	4	5	5
173	4	4	5	4	4	5
174	5	5	4	4	5	5
175	5	5	5	5	5	5
176	4	5	5	5	5	4
177	5	5	5	4	5	5
178	5	5	5	4	5	4
179	4	4	4	4	4	5
180	5	5	5	4	5	5
181	5	5	5	5	5	5
182	4	5	5	5	5	4
183	5	5	5	4	5	5
184	5	5	4	4	5	4
185	5	5	5	5	5	4
186	5	5	4	5	4	5
187	4	5	5	5	4	5
188	5	5	4	4	5	4
189	5	5	4	5	5	5
190	5	5	4	4	5	5
191	5	5	5	5	5	4
192	4	4	5	5	5	5
193	4	5	5	4	4	5
194	5	5	5	4	4	4
195	5	5	5	4	4	5
196	4	4	4	4	4	5
197	5	5	5	4	5	5
198	5	5	5	5	5	5
199	4	5	5	5	5	4
200	5	5	5	4	5	5
201	5	5	5	4	5	4
202	4	4	4	4	4	4
203	5	5	5	4	5	5
204	5	5	5	5	5	5
205	4	5	5	5	5	4
206	5	5	5	4	5	5
207	5	5	4	4	5	4
208	5	5	5	5	5	4
209	5	5	4	5	4	5
210	4	5	5	5	4	5
211	5	5	4	4	5	4
212	5	5	4	5	5	5
213	5	5	4	4	5	5
214	5	5	5	5	5	4
215	4	4	5	5	5	5
216	4	5	5	4	4	5
217	5	5	5	4	4	4
218	5	5	5	4	4	5
219	4	4	4	4	4	5
220	5	5	5	4	5	5
221	5	5	5	5	5	5



Particulars	1	2	3	4	5	6
222	5	5	5	4	5	5
223	4	4	5	5	5	5
224	4	5	5	4	4	5
225	5	5	5	4	4	4
226	5	5	5	4	4	5
227	4	4	4	4	4	5
Total	1059	1099	1072	1009	1070	1058
Count	227	227	227	227	227	227
Average	4.67	4.84	4.72	4.44	4.71	4.66

Summary

1. Learning value (in terms of skills, concepts, knowledge, analytical abilities)						
2. Depth of the course content					-	4.67
3. Syllabus is sufficient to make you analyze the engineering problems and its suitable solution					-	4.84
4. Relevance for implementation in projects					-	4.72
5. Compatibility with industry standards					-	4.44
6. Applicability /relevance to real life situations					-	4.71
					-	4.66

Ratings	Good-5
	Average-4
	poor-3





Genba Sopanrao Moze Trust's
Genba Sopanrao Moze college of Engineering
Balewadi, Pune- 411 045.

TEACHERS FEED-BACK ANALYSIS

Department: MECH

Academic Year: 2018-19

Particulars	1	2	3	4	5
1	5	5	4	5	4
2	5	5	5	4	4
3	5	5	4	5	5
4	4	4	5	5	4
5	5	5	5	4	4
6	5	4	4	5	5
7	4	4	5	5	5
8	5	5	4	5	4
9	5	5	5	4	4
10	5	5	4	5	5
11	4	4	5	5	4
12	5	5	5	4	4
13	5	4	4	5	5
14	4	4	5	5	5
15	5	5	5	4	4
16	5	4	4	5	5
17	4	4	5	5	5
Total	80	77	78	80	76
Count	17	17	17	17	17
Average	4.71	4.53	4.59	4.71	4.47

Summary

1. Learning value (in terms of skills, concepts, knowledge,	-	4.71
2. Depth of the course content	-	4.53
3. Extent of the coverage of course	-	4.59
4. Relevance/learning value of project/report	-	4.71
5. Applicability /relevance to real life situations	-	4.47

Ratings	Good-5
	Average-4
	poor-3





Genba Sopanrao Moze Trust's
Genba Sopanrao Moze college of Engineering
Balewadi, Pune- 411 045.

PARENTS FEED-BACK ANALYSIS

Department: MECH

Academic Year: 2018-19

Particulars	1	2	3	4
1	5	5	4	4
2	5	4	5	4
3	5	5	4	5
4	5	5	4	5
5	5	5	4	5
6	5	5	4	5
7	5	5	5	5
8	5	4	5	4
9	5	5	4	5
10	4	4	5	5
11	5	5	5	4
12	5	4	4	5
13	5	5	5	5
14	4	4	4	4
15	5	5	5	5
16	5	5	5	5
17	5	5	4	5
18	4	4	5	5
19	5	5	5	4
20	5	4	4	5
21	5	5	5	5
22	5	5	4	4
23	5	4	5	4
24	5	5	4	5
25	5	5	4	5
26	5	5	4	5
27	5	5	5	5
28	5	5	5	5
29	5	4	5	4
30	5	5	4	5
31	4	4	5	5
32	5	5	5	4
33	5	4	4	5
34	5	5	5	5



Particulars	1	2	3	4
35	4	4	4	4
36	5	5	5	5
37	5	5	5	5
38	5	5	4	5
39	4	4	5	5
40	5	5	5	4
Total	194	187	183	188
Count	40	40	40	40
Average	4.85	4.68	4.58	4.70

Summary

1. Is the syllabus capable of adding Learning values	-	4.85
2. Is our syllabus compatible with the industry	-	4.68
3. Is the syllabus sufficient enable students analyze	-	4.58
4. Extent of Efforts required by students	-	4.70
Ratings	Good-5	
	Average-4	
	poor-3	





Genba Sopanrao Moze Trust's
Genba Sopanrao Moze college of Engineering
Balewadi, Pune- 411 045.

ALUMNI FEED-BACK ANALYSIS

Department:MECH

Academic Year: 2018-19

Particulars	1	2	3	4	5	6
1	5	5	5	4	4	5
2	5	5	5	4	4	4
3	5	4	5	4	5	5
4	5	5	5	5	5	4
5	4	5	4	5	4	4
6	5	5	4	5	5	4
7	5	5	4	4	4	5
8	4	5	5	4	5	4
9	5	4	4	5	5	5
10	5	5	5	4	4	5
11	5	5	5	4	4	4
12	5	4	5	4	5	5
13	5	5	5	5	5	4
14	4	5	4	5	4	4
15	5	5	4	5	5	4
16	5	5	4	4	4	5
17	4	5	5	4	5	4
18	5	4	4	5	5	5
Total	86	86	82	80	82	80
Count	18	18	18	18	18	18
Average	4.78	4.78	4.56	4.44	4.56	4.44

Summary

1. Learning value (in terms of skills,	-	4.78
2. Depth of the course content	-	4.78
3.Syllabus is sufficient to make you	-	4.56
4.Relevance for implementation in	-	4.44
5.Compatibility with industry	-	4.56
6.Applicability /relevance to real life	-	4.44



Rating	Good-5
	Average-4
	Poor-3



Genba Sopanrao Moze Trust's
Genba Sopanrao Moze college of Engineering
Balewadi, Pune- 411 045.

Employers FEED-BACK ANALYSIS

Department: MECH

Academic Year: 2018-19

Particulars	1	2	3	4
1	5	5	4	4
2	5	4	5	4
3	4	4	5	4
4	5	5	4	4
5	5	5	4	5
6	5	5	4	4
7	5	4	5	4
8	4	4	5	4
Total	38	36	36	33
Count	8	8	8	8
Average	4.75	4.50	4.50	4.13

Summary

1.Is the syllabus capable of adding Learning values (in terms of skills, concepts, knowledge, analytical)	-	4.75
2.Is our syllabus compatible with the industry	-	4.50
3.Is the syllabus sufficient enable students analyze	-	4.50
4.Extent of Efforts required by students	-	4.13

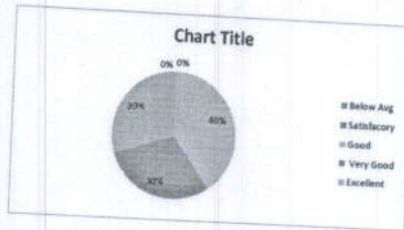
Rating	Good-5
	Average-4
	Poor-3



Department of MECH Engineering
STUDENT FEEDBACK ON Facility/Ambience
Academic year 18-19

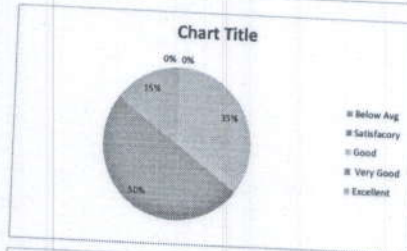
1. Computer Lab Facility

Below Avg	0%
Satisfactory	0%
Good	40%
Very Good	30%
Excellent	30%
	100%




2. ICT Classroom Facility

Below Avg	0%
Satisfactory	0%
Good	35%
Very Good	50%
Excellent	15%
	100%




3. Library Facility

Below Avg	0.00%
Satisfactory	0.00%
Good	20.00%
Very Good	50.00%
Excellent	30.00%
	100.00%



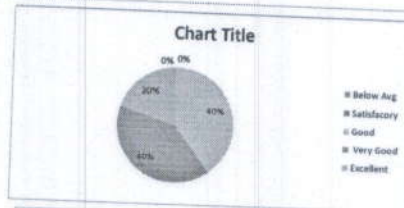
4. Drinking Water Facility

Below Avg	0.00%
Satisfactory	0.00%
Good	50.00%
Very Good	40.00%
Excellent	10.00%
	100.00%



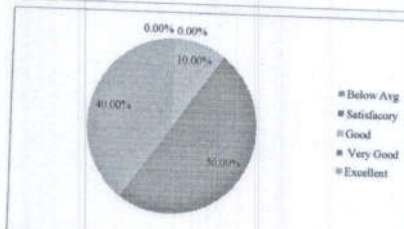
5. Wash Room Facility

Below Avg	0.00%
Satisfactory	0.00%
Good	40.00%
Very Good	40.00%
Excellent	20.00%
	100.00%



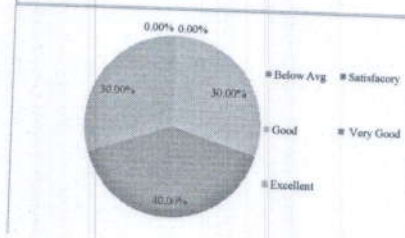
6. Internet Facility

Below Avg	0.00%
Satisfactory	0.00%
Good	10.00%
Very Good	50.00%
Excellent	40.00%
	100.00%



7. Cleanliness in Institute

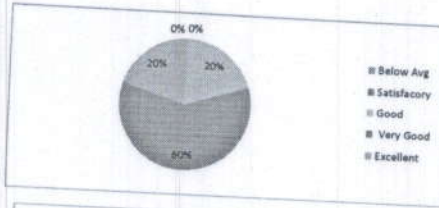
Below Avg	0.00%
Satisfactory	0.00%
Good	30.00%
Very Good	40.00%
Excellent	30.00%
	100.00%



Department of MECH Engineering
Faculty FEEDBACK ON Facility/Ambience
A Y .2018-19

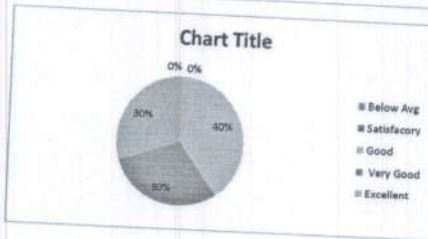
1. Computer Lab Facility

Below Avg	0%
Satisfactory	0%
Good	20%
Very Good	60%
Excellent	20%
	100%




2. ICT Classroom Facility

Below Avg	0%
Satisfactory	0%
Good	40%
Very Good	30%
Excellent	30%
	100%



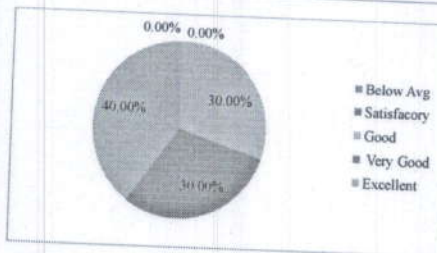
3. Library Facility

Below Avg	0.00%
Satisfactory	0.00%
Good	20.00%
Very Good	30.00%
Excellent	50.00%
	100.00%



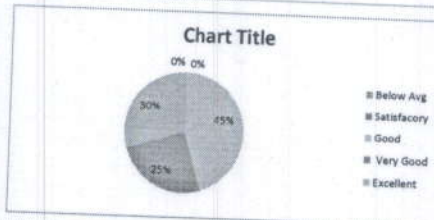
4. Drinking Water Facility

Below Avg	0.00%
Satisfactory	0.00%
Good	30.00%
Very Good	30.00%
Excellent	40.00%
	100.00%




5. Wash Room Facility

Below Avg	0.00%
Satisfactory	0.00%
Good	45.00%
Very Good	25.00%
Excellent	30.00%
	100.00%



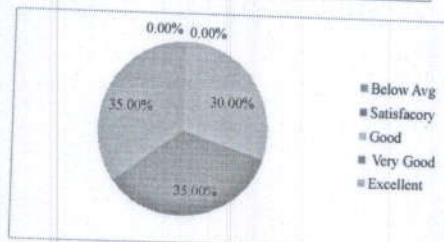
6. Internet Facility

Below Avg	0.00%
Satisfactory	0.00%
Good	10.00%
Very Good	50.00%
Excellent	40.00%
	100.00%



7. Cleanliness in Institute

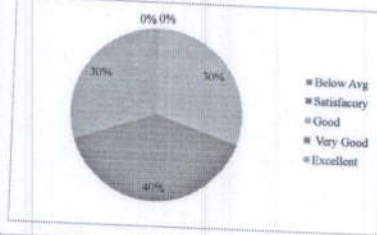
Below Avg	0.00%
Satisfactory	0.00%
Good	30.00%
Very Good	35.00%
Excellent	35.00%
	100.00%



Department of MECH Engineering
Parents FEEDBACK ON Facility/Ambience
A.Y. 2018-19


1. Computer Lab Facility

Below Avg	0%
Satisfactory	0%
Good	30%
Very Good	40%
Excellent	30%
	100%




2. ICT Classroom Facility

Below Avg	0%
Satisfactory	0%
Good	30%
Very Good	40%
Excellent	30%
	100%



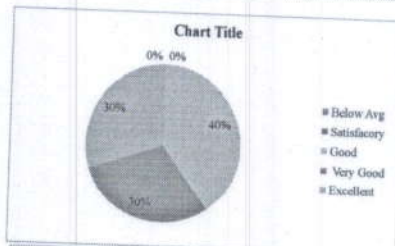
3. Library Facility

Below Avg	0.00%
Satisfactory	0.00%
Good	40.00%
Very Good	40.00%
Excellent	20.00%
	100.00%



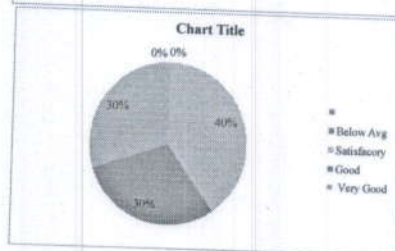
4. Drinking Water Facility

Below Avg	0.00%
Satisfactory	0.00%
Good	40.00%
Very Good	30.00%
Excellent	30.00%
	100.00%



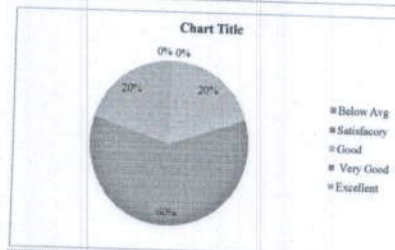
5. Wash Room Facility

Below Avg	0.00%
Satisfactory	0.00%
Good	40.00%
Very Good	30.00%
Excellent	30.00%
	100.00%



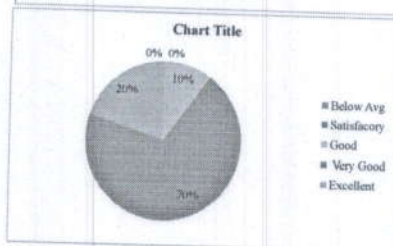
6. Internet Facility

Below Avg	0.00%
Satisfactory	0.00%
Good	20.00%
Very Good	60.00%
Excellent	20.00%
	100.00%



7. Cleanliness in Institute

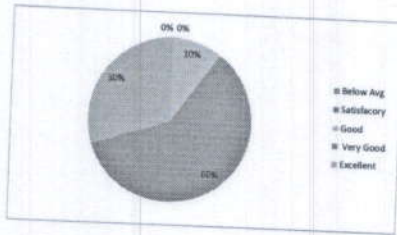
Below Avg	0.00%
Satisfactory	0.00%
Good	10.00%
Very Good	70.00%
Excellent	20.00%
	100.00%



Department of MECH Engineering
Employer feedback on Facility/Ambience
A Y .2018-19

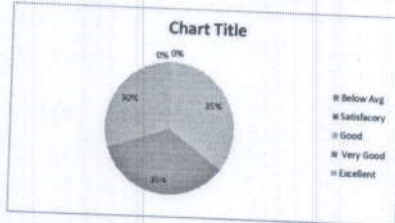
1. Computer Lab Facility

Below Avg	0%
Satisfactory	0%
Good	10%
Very Good	60%
Excellent	30%
	100%




2. ICT Classroom Facility

Below Avg	0%
Satisfactory	0%
Good	35%
Very Good	35%
Excellent	30%
	100%



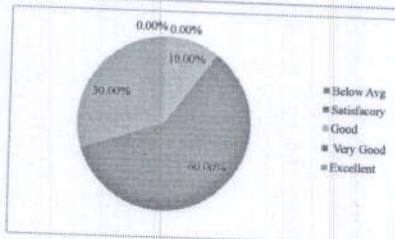
3. Library Facility

Below Avg	0.00%
Satisfactory	0.00%
Good	25.00%
Very Good	25.00%
Excellent	50.00%
	100.00%




4. Drinking Water Facility

Below Avg	0.00%
Satisfactory	0.00%
Good	10.00%
Very Good	60.00%
Excellent	30.00%
	100.00%



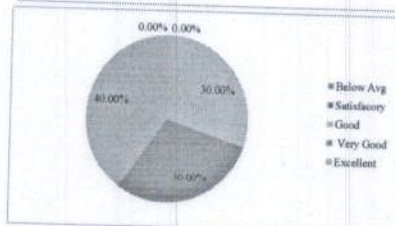
5. Wash Room Facility

Below Avg	0.00%
Satisfactory	0.00%
Good	40.00%
Very Good	40.00%
Excellent	20.00%
	100.00%



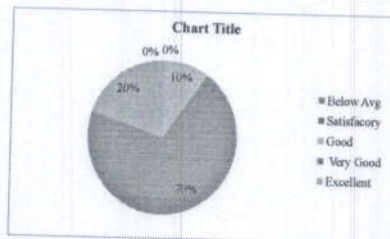
6. Internet Facility

Below Avg	0.00%
Satisfactory	0.00%
Good	30.00%
Very Good	30.00%
Excellent	40.00%
	100.00%



7. Cleanliness in institute

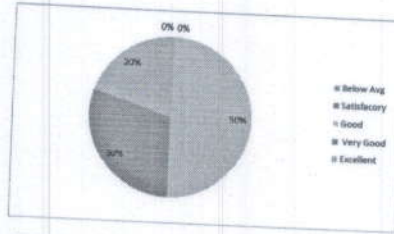
Below Avg	0.00%
Satisfactory	0.00%
Good	10.00%
Very Good	70.00%
Excellent	20.00%
	100.00%



Department of MECH Engineering
 Alumni feedback on Facility/Ambience
 A Y .2018-19

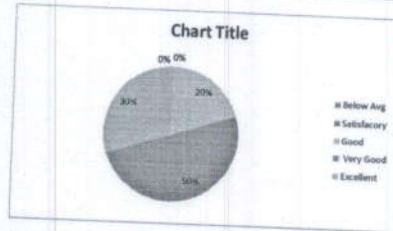
1. Computer Lab Facility

Below Avg	0%
Satisfactory	0%
Good	50%
Very Good	30%
Excellent	20%
	100%



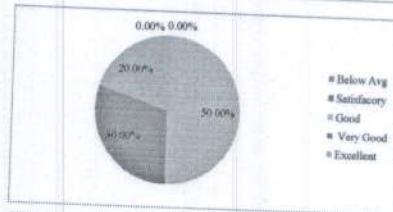
2. ICT Classroom Facility

Below Avg	0%
Satisfactory	0%
Good	20%
Very Good	50%
Excellent	30%
	100%



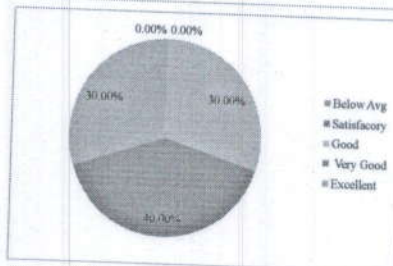
3. Library Facility

Below Avg	0.00%
Satisfactory	0.00%
Good	50.00%
Very Good	30.00%
Excellent	20.00%
	100.00%




4. Drinking Water Facility

Below Avg	0.00%
Satisfactory	0.00%
Good	30.00%
Very Good	40.00%
Excellent	30.00%
	100.00%



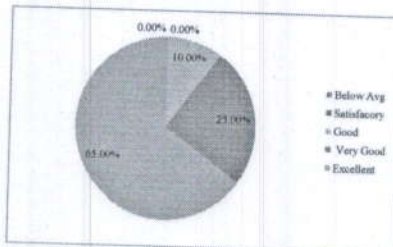
5. Wash Room Facility

Below Avg	0.00%
Satisfactory	0.00%
Good	50.00%
Very Good	40.00%
Excellent	10.00%
	100.00%



6. Internet Facility

Below Avg	0.00%
Satisfactory	0.00%
Good	10.00%
Very Good	25.00%
Excellent	65.00%
	100.00%



7. Cleanliness in Institute

Below Avg	0.00%
Satisfactory	0.00%
Good	30.00%
Very Good	40.00%
Excellent	30.00%
	100.00%

